

SOLID BASE JACK

SIZE	34 OD x 650 MM x 8 MM
WEIGHT	7.5 KG


U HEAD JACK

SIZE	34 OD x 650 MM x 8 MM
WEIGHT	9.0 KG


SOLE BOARDS (0.5M)

SIZE	0.5 M x 230 MM
WEIGHT	4.3 KG


WALL TIE BRACKET: 1 COUPLER

WALL TIE BRACKET: 2 COUPLER

PLAIN BASE PLATE

SIZE	150 MM x 150 MM
WEIGHT	1.8 KG


STEEL PALLET / STILLAGE

WEIGHT	35.0 KG
--------	---------


MESH PALLET / CAGES

WEIGHT	66.0 KG
--------	---------



*Pictures are for illustration only, weight of product may vary.

GUARD RAIL POST

SIZE	1.2 M
WEIGHT	10.0 KG



HAND RAIL POST

SIZE	1.2 M
WEIGHT	6.15 KG




SOLID SWIVEL BASE JACK

SIZE	34 OD x 650 MM x 8 MM
WEIGHT	7.0 KG




CORNER PANEL

SIZE	2 x 2 M
WEIGHT	10.6 KG



CASTOR WHEELS

SIZE	200 x 50
WEIGHT	6



INTERMEDIATE STANDARD

SIZE	2 M
WEIGHT	11 KG



LVL SCAFFOLD PLANKS


SIZE	1.2 M	1.5 M	1.8 M	2.4 M	3.0 M	3.6 M
WEIGHT	6.6 KG	8.25 KG	9.9 KG	13.2 KG	16.5 KG	19.8 KG



*Pictures are for illustration only, weight of product may vary.


GALVANISED LAP PANELS

SIZE	500 MM	700 MM
------	--------	--------


BRIDGING LEDGER

SIZE	4.8 M
------	-------

WEIGHT	26.5 KG
--------	---------


STEEL LADDER BEAM

SIZE	3.0 M	4.8 M	5.4 M	6.0 M	6.3 M
------	-------	-------	-------	-------	-------

WEIGHT	35.0 KG	55.0 KG	64.0 KG	72.0 KG	80.0 KG
--------	---------	---------	---------	---------	---------



*Pictures are for illustration only, weight of product may vary.