

SOLID BASE JACK

SIZE	34 OD x 650 MM x 8 MM
WEIGHT	7.5 KG



U HEAD JACK

SIZE	34 OD x 650 MM x 8 MM
WEIGHT	9.0 KG



SOLE BOARDS (0.5M)

SIZE	0.5 M x 230 MM
WEIGHT	4.3 KG



STANDARDS

SIZE	0.5 M	1.0 M	1.5 M	2.0 M	2.5 M	3.0 M
WEIGHT	3.6 KG	6.5 KG	9.15 KG	12.15 KG	14.7 KG	17.5 KG



LEDGERS

SIZE	0.7 M	1.2 M	1.8 M	2.4 M
WEIGHT	3.9 KG	5.0 KG	7.6 KG	9.3 KG



TRANSOMS


SIZE	0.5 M	0.7 M	1.0 M	1.2 M	1.8 M	2.4 M
WEIGHT	5.8 KG	6.1 KG	7.2 KG	9.8 KG	15.0 KG	21.0 KG



*Pictures are for illustration only, weight of product may vary.

LADDER ACCESS TRANSOMS

SIZE	0.7 M	1.2 M	1.8 M	2.4 M
WEIGHT	5.3 KG	7.5 KG	13.2 KG	16.5 KG


DIAGONAL BRACE

SIZE	1.7 M	2.1 M	2.7 M	3.2 M	3.6 M
WEIGHT	8.4 KG	8.6 KG	11.5 KG	13.4 KG	14.7 KG


LEDGER TRANSOMS

SIZE	1.2 M	1.8 M	2.4 M
WEIGHT	19.0 KG	32.0 KG	42.0 KG


TIE BARS

SIZE	0.7 M	1.2 M	1.8 M	2.4 M
WEIGHT	2.5 KG	3.6 KG	5.2 KG	7 KG



*Pictures are for illustration only, weight of product may vary.

1 BOARD STAGE BRACKET

SIZE	1 Board Wide
WEIGHT	2.4 KG


2 BOARD STAGE BRACKET

SIZE	2 Board Wide
WEIGHT	6.5 KG


3 BOARD STAGE BRACKET

SIZE	3 Board Wide
WEIGHT	11.4 KG


2 BOARD HOPUP STRAIGHT ARM

SIZE	2 Board Wide
WEIGHT	6.25 KG


3 BOARD HOPUP STRAIGHT ARM

SIZE	3 Board Wide
WEIGHT	11.25 KG


HOPUP BRACKET WITH COUPLERS

SIZE	2 Board	3 Board
WEIGHT	8.1 KG	12 KG


HOPUP WITH SPIGOT

SIZE	2 Board	3 Board
------	---------	---------



*Pictures are for illustration only, weight of product may vary.

GALVANIZED STEEL PLANKS

SIZE	0.7 M	1.2 M	1.8 M	2.4 M
WEIGHT	5.2 KG	8.1 KG	11.6 KG	15.0 KG



GALVANIZED STEEL INFILLS

SIZE	1.2 M	1.8 M	2.4 M
WEIGHT	4.05 KG	6.0 KG	7.5 KG



GALVANISED LAP PANELS

SIZE	500 MM	700 MM
------	--------	--------



LVL SCAFFOLD PLANKS

SIZE	1.2 M	1.5 M	1.8 M	2.4 M	3.0 M	3.6 M
WEIGHT	6.6 KG	8.25 KG	9.9 KG	13.2 KG	16.5 KG	19.8 KG



*Pictures are for illustration only, weight of product may vary.


1 STEP DOWN BRACKET

WEIGHT	4.3 KG
--------	--------



2 STEP DOWN BRACKET

WEIGHT	6.5 KG
--------	--------



END TOE BOARD BRACKET

WEIGHT	1.0 KG
--------	--------



TOE BOARD BRACKET

WEIGHT	0.85 KG
--------	---------



DOUBLE C CLIPS

WEIGHT	1.5 KG
--------	--------



WALL TIE BRACKET: 1 COUPLER



WALL TIE BRACKET: 2 COUPLER



PLAIN BASE PLATE

SIZE	150 MM x 150 MM
------	-----------------

WEIGHT	1.8 KG
--------	--------



*Pictures are for illustration only, weight of product may vary.

STEEL PALLET / STILLAGE

WEIGHT	35.0 KG
--------	---------


MESH PALLET / CAGES

WEIGHT	66.0 KG
--------	---------


GUARD RAIL POST

SIZE	1.2 M
WEIGHT	10.0 KG


HAND RAIL POST


SIZE	1.2 M
WEIGHT	6.15 KG


SOLID SWIVEL BASE JACK


SIZE	34 OD x 650 MM x 8 MM
WEIGHT	7.0 KG


CORNER PANEL

SIZE	2 x 2 M
WEIGHT	10.6 KG


CASTOR WHEELS

SIZE	200 x 50
WEIGHT	6


INTERMEDIATE STANDARD

SIZE	2 M
WEIGHT	11 KG



*Pictures are for illustration only, weight of product may vary.

BRIDGING LEDGER

SIZE	4.8 M
WEIGHT	26.5 KG


STEEL LADDER BEAM

SIZE	3.0 M	4.8 M	5.4 M	6.0 M	6.3 M
WEIGHT	35.0 KG	55.0 KG	64.0 KG	72.0 KG	80.0 KG



*Pictures are for illustration only, weight of product may vary.